

Upgrade the Software patch of ARGV 1000 Modem

Pl. note before up gradation following parameter, as these are required to feed after up gradation

Case (A) modem up gradation in case of VDSL service on BB DSLAM

Pl. note following existing parameter or values

VLAN port VLAN ID number when allotted e.g. 2873
PPP Username :- Telephone No.@a e.g. 24921064@a
PPP password :- may be CA Number or current password. e.g. p2345xycab
Service Description pppoe_0_0_32
802 1p priority [0-7] 7
802.1Q VLAN ID [0-4094] 2873

Case (B) modem up gradation in case of VDSL service on MDU (FTTH)

VLAN port VLAN ID number fixed as 100 e.g. 100
PPP Username :- Telephone No.@a e.g. 24921064@a
PPP password :- may be CA Number or current password. e.g. p2345xycab
Service Description pppoe_0_0_32
802 1p priority [0-7] 1
802.1Q VLAN ID [0-4094] 100

Step [I]

Open the Router page 192.168.1.1

Enter the username and password which is by default as 'admin'

e.g.

username :- admin

Password :- admin

Go to

Device Info

check the Software version

If Software version is not matches to B042_V47_GI-AP-00-87.img

Pl. note :- If software is not downloaded and already not saved from following link
[\[click here\]](#) for Download Software Upgradation Patch for ARGV 1000 VDSL Modem (Alphon)]

Then Download the Upgraded software version from site

<http://www.mtnlmumbai.in> - Broadband -> User Guide.

save on Desktop/Laptop.

Firefox xDSL Router

192.168.1.1

xDSL Router

LOGOUT

Device Info

- Summary
- WAN
- Statistics
- Route
- ARP
- DHCP
- Advanced Setup
- Diagnostics
- Management

Device Info

Board ID:	96368V11
Software Version:	B042_V47_GI-AP-00-74
Release Date:	04/25, 2011 13:53
Bootloader (CFE) Version:	1.0.37-106.17
DSL PHY and Driver Version:	A2pv6C030h.d23a

This information reflects the current status of your WAN connection.

Line Rate - Upstream (Kbps):	0
Line Rate - Downstream (Kbps):	0
LAN IPv4 Address:	192.168.1.1
MAC Address:	00-1f-e6-3d-37-56
Default Gateway:	
Primary DNS Server:	0.0.0.0
Secondary DNS Server:	0.0.0.0
Date/Time:	Thu Jan 1 00:00:23 1970

xDSL Corporation. All rights reserved.

1:44 PM 3/15/2014

Step II]

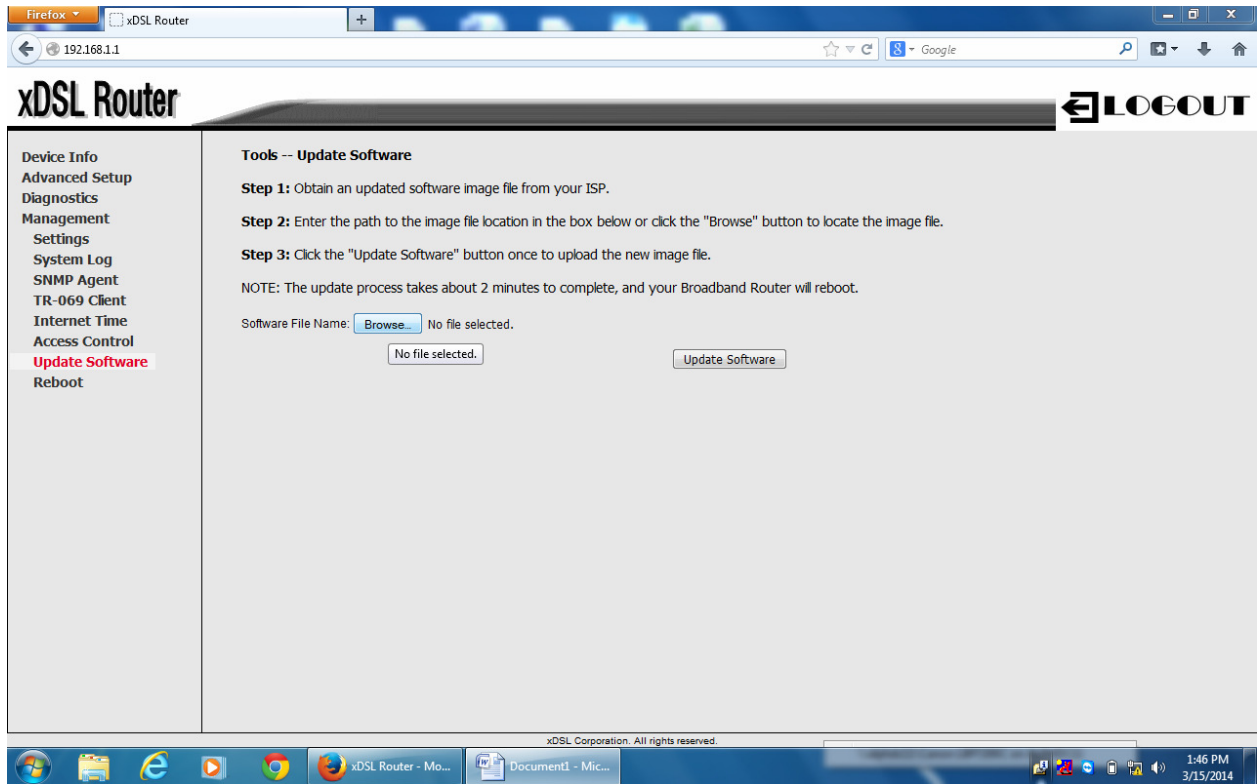
Go to

Management →

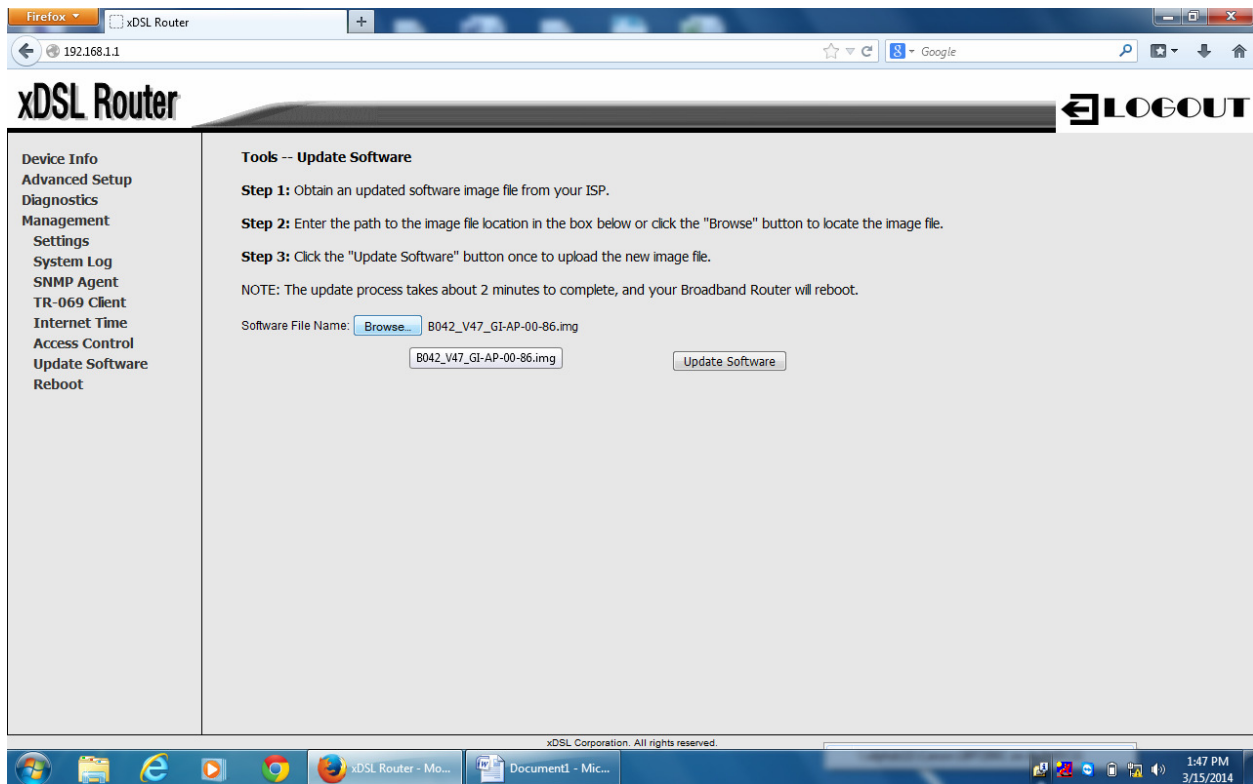
Update software →

Click on Browse Button

(Choose File Location from Desktop)



You will get Screen as below-



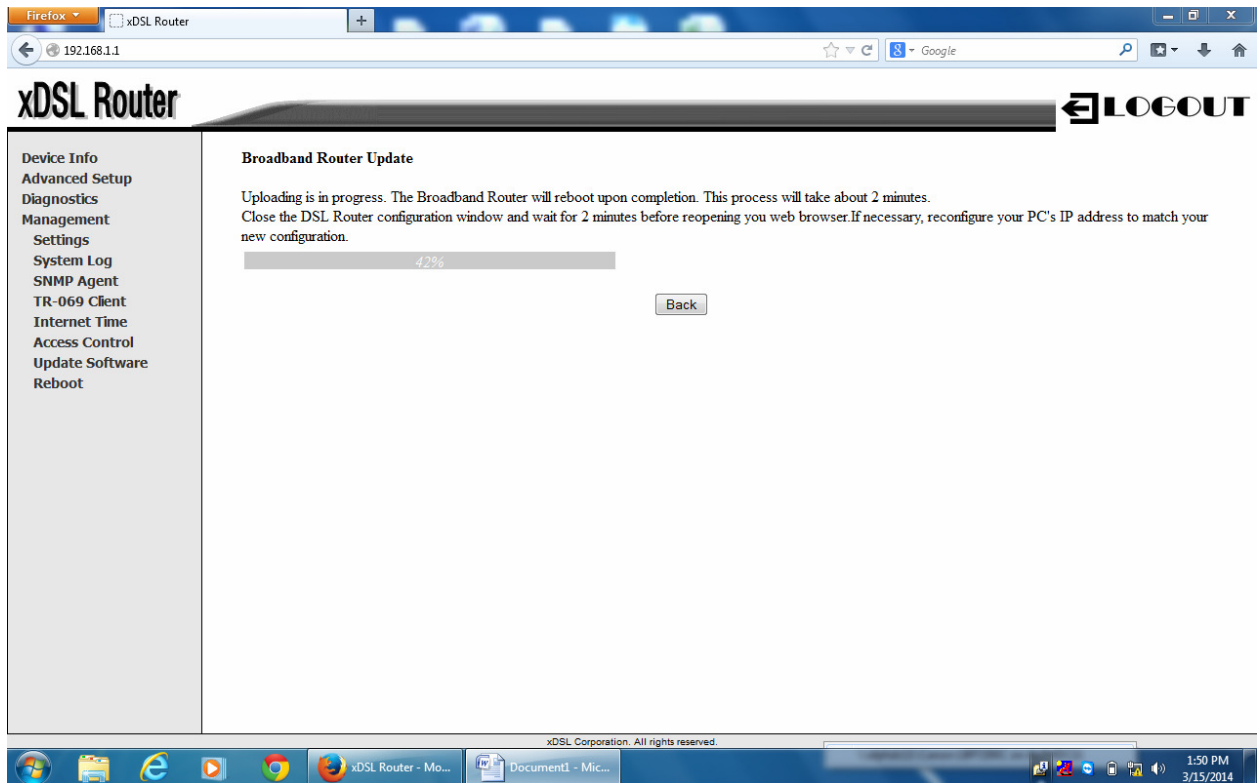
Step [III]

Now Click on Update Software →

Wait for 2 minutes after upgradation router will automatically

Reboot

You will get Screen as below-



Step IV]

After Up gradation Checkup the Software Version under Device Info as

[B042_V47_GI-AP-00-87.img](#)

Now up gradation is completed.

Step [V]

Configure the VDSL Modem as per the regular procedure for vdsl service provided on MDU port (FTTH) and DSLAM port having some difference .

Pl. note while entering the parameter values as required for VDSL service on BB DSLAM port and VDSL service on MDU (FTTH) which is having difference in **802.1p priority** and **VLAN ID** as per starting note .

Note:- You are requested to change the Modem Password which is by default as **'admin'**

By

Alphion Engineers & Sr. Manager (BB HD) MTNL, MUMBAI